


Shareholding Pattern under Regulation 31 of SEBI (Listing Obligations and Disclosure Requirements) Regulations, 2015

1.	Name of Listed Entity: Inox Wind Limited
2.	
3.	Share Holding Pattern Filed under: Reg.31(1)(b)
	a. If under 31(1)(b) then indicate the report for Quarter ending 31/03/2017
	b. If under 31(1)(c) then indicate date of allotment/extinguishment
4.	Declaration: The Listed entity is required to submit the following declaration to the extent of submission of information:-

	Particulars	Yes*	No*
1	Whether the Listed Entity has issued any partly paid up shares?		No
2	Whether the Listed Entity has issued any Convertible Securities or Warrants?		No
3	Whether the Listed Entity has any shares against which depository receipts are issued?		No
4	Whether the Listed Entity has any shares in locked-in?	Yes	
5	Whether any shares held by promoters are pledge or otherwise encumbered?		No


* If the Listed Entity selects the option 'No' for the questions above, the columns for the partly paid up shares, Outstanding Convertible Securities/Warrants, depository receipts, locked-in shares, No of shares pledged or otherwise encumbered by promoters, as applicable, shall not be displayed at the time of dissemination on the Stock Exchange website. Also wherever there is 'No' declared by Listed Entity in above table the values will be considered as 'Zero' by default on submission of the format of holding of specified securities.



Innox Wind Limited

Table I - Summary Statement holding of specified securities

Category	Category of shareholder	Nos. of shareholders	No. of fully paid up equity shares held	No. of Partly paid-up equity shares held	No. of shares underlying Depository Receipts	Total nos. shares held	Shareholding as a % of total no. of shares (calculated as per SCRR, 1957)	Number of Voting Rights held in each class of securities			Total as a % of (A+B+C)	No. of Shares Underlying convertible securities (including Warrants)	Shareholding, as a % assuming full conversion of convertible securities (as a percentage of diluted share capital)	Number of Locked in shares		Number of Shares pledged or otherwise encumbered	Number of equity shares held in dematerialised form
								Class eg: X	Class eg: Y	Total				No. (a) shares	As a % of total Shares held(b)		
(I)	(II)	(III)	(IV)	(V)	(VI)	(VII) =	(VIII) As a % of	(IX)			(X)	(XI) = (VII)+(X) As a % of	(XII)	(XIII)		(XIV)	
(A)	Promoter & Promoter Group	5	190000000	0	0	190000000	85.6171	0	0	0	85.6171	44383646	23.3598	0	0	190000000	
	Public	60853	31918226	0	0	31918226	14.3829	0	0	0	14.3829	0	0	0	0	31918226	
(C)	Non Promoter - Non Public	0	0	0	0	0	0	0	0	0	0	0	0	0	0	0	
(Ca)	Shares Underlying DRS	0	0	0	0	0	0	0	0	0	0	0	0	0	0	0	
(Cb)	Shares Held By Employee Trust	0	0	0	0	0	0	0	0	0	0	0	0	0	0	0	
(C)	Total	60858	221918226	0	0	221918226	100	0	0	0	100	44383646	20	0	0	221918226	



Inox Wind Limited
Table II - Statement showing shareholding pattern of the Promoter and Promoter Group

Category & Name of the shareholders	PAN	No. of shareholders	No. of fully paid up equity shares held	Partly paid-up equity shares held	No. of shares underlying Depository Receipts	Total nos. shares held	Shareholding % calculated as per SCRR, 1957 As a % of (A+B+C+D)	Number of Voting Rights held in each class of securities			No. of Shares Underlying convertible securities (including Warrants)	Shareholding, as a % assuming full conversion of convertible securities (as a percentage of diluted share capital)	Number of Locked in shares	As a % of total Shares held (b)	Number of Shares pledged or otherwise encumbered	As a % of total Shares held (b)	Number of equity shares held in dematerialised form
								Class eq: X	Class eq: Y	Total							
						(VII) =	(VIII) As a % of	(IX)	(X)	(XI) = (VII)+(X)	(XII)	(XIII)	(XIV)				
1	Indian																
(a)	Individuals / Hindu Undivided Family		0	0	0	0	0	0	0	0	0	0	0	0	0	0	0
(b)	Central Government / State Government(s)		0	0	0	0	0	0	0	0	0	0	0	0	0	0	0
(c)	Financial Institutions / Banks		0	0	0	0	0	0	0	0	0	0	0	0	0	0	0
(d)	Any Other (Specify)		5	19000000	0	19000000	85.6171	19000000	0	19000000	85.6171	44383546	23.3598	0	0	0	19000000
	Bankers Corporate		0	0	0	0	0	0	0	0	0	0	0	0	0	0	0
	Guarat Fluorochemicals Ltd		1	14000000	0	14000000	63.0863	14000000	0	14000000	63.0863	44383546	31.7028	0	0	0	14000000
	Devasani Trademart LLP		1	12500000	0	12500000	5.6327	12500000	0	12500000	5.6327	0	0	0	0	0	12500000
	Inox Chemicals LLP		1	12500000	0	12500000	5.6327	12500000	0	12500000	5.6327	0	0	0	0	0	12500000
	Siddhupavan Trading LLP		1	12500000	0	12500000	5.6327	12500000	0	12500000	5.6327	0	0	0	0	0	12500000
	Siddho Mal Trading LLP		1	12500000	0	12500000	5.6327	12500000	0	12500000	5.6327	0	0	0	0	0	12500000
	Sub Total (A)(1)		5	19000000	0	19000000	85.6171	19000000	0	19000000	85.6171	44383546	23.3598	0	0	0	19000000
2	Foreign		0	0	0	0	0	0	0	0	0	0	0	0	0	0	0
(a)	Individuals (Non-Resident Individuals / Foreign Individuals)		0	0	0	0	0	0	0	0	0	0	0	0	0	0	0
(b)	Government		0	0	0	0	0	0	0	0	0	0	0	0	0	0	0
(c)	Institutions		0	0	0	0	0	0	0	0	0	0	0	0	0	0	0
(d)	Foreign Portfolio Investor		0	0	0	0	0	0	0	0	0	0	0	0	0	0	0
(e)	Any Other (Specify)		0	0	0	0	0	0	0	0	0	0	0	0	0	0	0
	Sub Total (A)(2)		0	0	0	0	0	0	0	0	0	0	0	0	0	0	0
	Total Shareholding Of Promoter And Promoter Group (A)= (A)(1)+(A)(2)		5	19000000	0	19000000	85.6171	19000000	0	19000000	85.6171	44383546	23.3598	0	0	0	19000000

Details of Shares which remain unclaimed may be given hear along with details such as number of shareholders, outstanding shares held in demat/unclaimed suspense account, voting rights which are frozen etc.

Nil




Inox Wind Limited

Table III - Statement showing shareholding pattern of the Public shareholder

Category & Name of the shareholders	PAN	Nos. of shareholders	No. of fully paid up equity shares held	Partly paid-up equity shares held	No. of shares Depository Receipts	Total nos. shares held	Shareholding % calculated as per SCRR, 1957 As a % of (A+B+C)	Number of Voting Rights held in each class		No. of Shares Outstanding convertible securities (including Warrants)	Shareholding / as a % conversion of convertible securities (as a percentage of diluted share capital)	Number of Locked in shares	Number of Shares pledged or otherwise encumbered	Number of Shares held in dematerialised Form
								No. of Voting Rights Class eg: X Class eg: Y	Total (A+B+C)					
(i)	(ii)	(iii)	(iv)	(v)	(vi)	(vii) =	(viii) As a % of	(ix)	(x)	(xi) = (viii)-(x)	(xii)	(xiii)	(xiv)	
1 Institutions														
(a) Mutual Fund		9	5555324	0	0	5555324	2.5033	0	0	0	2.5033	0	0	5555324
Reliance Capital Trustee Co. Ltd A/C Relianceequi	AAATR00908	0	4490324	0	0	4490324	2.0234	0	0	0	2.0234	0	0	4490324
(b) Venture Capital Funds		0	0	0	0	0	0	0	0	0	0	0	0	0
(c) Alternate Investment Funds		0	0	0	0	0	0	0	0	0	0	0	0	0
(d) Foreign Venture Capital Investors		0	0	0	0	0	0	0	0	0	0	0	0	0
(e) Foreign Portfolio Investor		22	2499228	0	0	2499228	1.1262	0	0	0	1.1262	0	0	2499228
(f) Financial Institutions / Banks		5	134584	0	0	134584	0.0606	0	0	0	0.0606	0	0	134584
(g) Insurance Companies		0	0	0	0	0	0	0	0	0	0	0	0	0
(h) Provident Funds/ Pension Funds		0	0	0	0	0	0	0	0	0	0	0	0	0
(i) Any Other (Specify)		0	0	0	0	0	0	0	0	0	0	0	0	0
Sub Total (B)(1)		36	8189136	0	0	8189136	3.6902	0	0	0	3.6902	0	0	8189136
2 Central Government/ State Government(s)/ President of India		0	0	0	0	0	0	0	0	0	0	0	0	0
Sub Total (B)(2)		0	0	0	0	0	0	0	0	0	0	0	0	0
3 Non-Institutions														
(a) Individuals														
i. Individual shareholders holding nominal share capital up to Rs. 2 lakhs.		55974	11579122	0	0	11579122	5.2177	0	0	0	5.2177	0	0	11579121
ii. Individual shareholders holding nominal share capital in excess of Rs. 2 lakhs.		33	1590035	0	0	1590035	0.7165	0	0	0	0.7165	0	0	1590035
(b) NBFCs registered with RBI		0	0	0	0	0	0	0	0	0	0	0	0	0
(c) Employee Trusts		0	0	0	0	0	0	0	0	0	0	0	0	0
(d) Overseas Depositor(s) holding (s) balancing figure		0	0	0	0	0	0	0	0	0	0	0	0	0
(e) Any Other (Specify)		4820	10559933	0	0	10559933	4.7585	0	0	0	4.7585	0	0	10559933
Trusts		4	17450	0	0	17450	0.0079	0	0	0	0.0079	0	0	17450
Foreign Nationals		1	29	0	0	29	0	0	0	0	0	0	0	29
Hindu Undivided Family		2753	942587	0	0	942587	0.4247	0	0	0	0.4247	0	0	942587
Non Resident Indians (Non Repat)		233	134353	0	0	134353	0.0605	0	0	0	0.0605	0	0	134353
Non Resident Indians (Repatriation)		833	605376	0	0	605376	0.2728	0	0	0	0.2728	0	0	605376
Cleanting Member		336	908286	0	0	908286	0.4093	0	0	0	0.4093	0	0	908286
Body Corporate		660	7951852	0	0	7951852	3.5892	0	0	0	3.5892	0	0	7951852
Sub Total (B)(3)		60827	23729090	0	0	23729090	10.6927	0	0	0	10.6927	0	0	23729089
Total Public Shareholding (B)=		60863	31918226	0	0	31918226	14.3829	0	0	0	14.3829	0	0	31918225

Details of the shareholders acting as persons in Concert including their Shareholding (No. and %) NA
 Details of Shares which remain unclaimed may be given hear along with details such as number of shareholders, outstanding shares held in demat/unclaimed suspense account, voting rights which are frozen etc. Nil



Inrox Wind Limited

Table IV - Statement showing shareholding pattern of the Non Promoter- Non Public Shareholder

Category & Name of the shareholders	PAN	Nos. of shareholders	No. of fully paid up equity shares held	Partly paid-up equity shares held	No. of shares underlying Depository Receipts	Total nos. shares held	Shareholding % calculated as per SCRR, 1957 As a % of (A+B+C)	Number of Voting Rights held in each class			No. of Shares Underlying convertible securities (including Warrants)	Shareholding, as a % assuming full conversion of convertible securities (as a percentage of diluted share capital)	Number of Locked in shares		Number of Shares pledged or otherwise encumbered		Number of equity shares held in dematerialised form	
								Class eg: X	Class eg: Y	Total			Total as a % of (A+B+C)	No. (a)	As a % of total Shares held (b)	No. (a)		As a % of total Shares held (b)
	(i)	(ii)	(iii)	(iv)	(v)	(vi)	(vii) =	(viii) As a % of	(ix)	(ix)	(ix)	(x)	(xi) = (viii)+(x) As a % of	(xii)	(xii)	(xiii)	(xiii)	(xiv)
1 Custodian/DR Holder		0	0	0	0	0	0.0000	0	0	0	0	0.0000	0	0.0000	NA	NA	0	0
Employee Benefit Trust (under SEBI (Share based Employee Benefit) Regulations, 2014)		0	0	0	0	0	0.0000	0	0	0	0	0.0000	0	0.0000	NA	NA	0	0
2 Total Non-Promoter- Non Public Shareholding (C= (G1)+(G2))		0	0	0	0	0	0.0000	0	0	0	0	0.0000	0	0.0000	NA	NA	0	0

